

HSF

PRELIMINARY

NOTE:
 Rated Current: 0.3A
 Rated Voltage: 60V AC/DC.
 Contact Resistance: 70mΩ Max
 Withstanding Voltage: 150V AC.
 Insulation Resistance: 1000MΩ Min(initial)
 Temperature Range: -55°C ~ +85°C
 IR soldering Peak Temperature: 260±5°C, 5S

Contact Material: Copper Alloy
 Contact Plating:
 xxu" Gold on contact area(See ordering information), 50u" Nickel underplating
 Overall
 Insulator Material: LCP, G.F, UL94 V-0, BK

Ordering Information

3631- P XXX - 022 M XX R 01

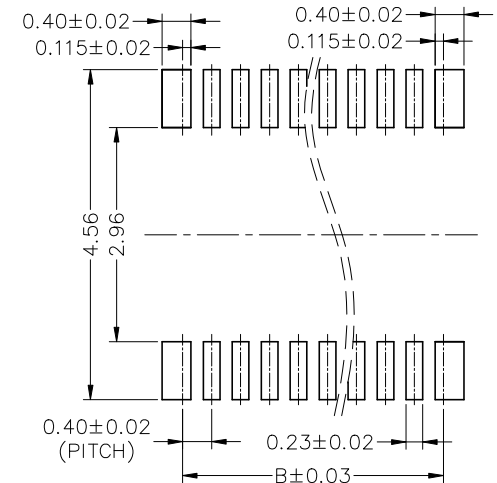
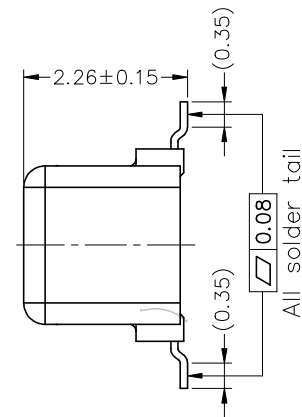
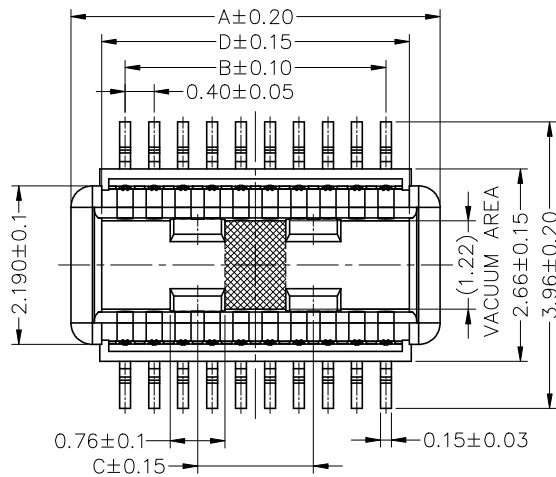
P=Plug
 No. of pins
 020=20Pin; 024=24Pin;
 030=30Pin; 040=40Pin;
 050=50Pin; 060=60Pin;
 080=80Pin;

Plug High:
 022=2.26mm

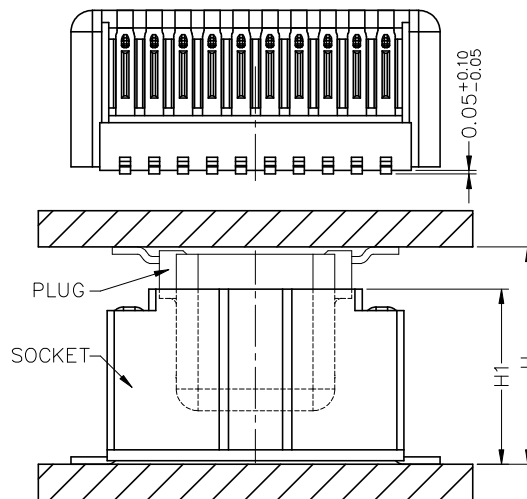
M=SMT

Contact plating:
 G1=3u" GOLD
 G4=15u" GOLD

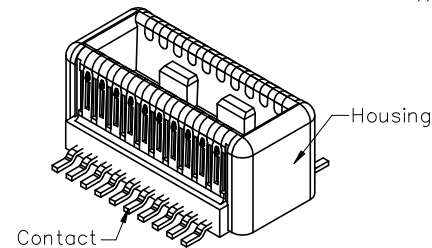
Packing:
 R=Tape & Reel



Recommended P.C.B Layout(Top Side)
 (PCB BOARD TOLERANCE±0.05)



MATING VIEW



ASS'Y HIGH(H)	SOCKET(H1)
3.00	2.42
3.50	2.92

PIN	A	B	C	D
20	5.10	3.60	1.60	4.25
24	5.90	4.40	2.40	5.05
30	7.10	5.60	3.60	6.25
40	9.10	7.60	5.60	8.25
50	11.10	9.60	7.60	10.25
60	13.10	11.60	9.60	12.25
80	17.10	15.60	13.60	16.25

REV	DATE	MODIFICATION DESCRIPTION	CHANGE	OPERATION	DRAW	DATE	SCALE	FIT	PART NO.
0	2022/12/21	NEW		X.X ±0.40	XueLei	2022/12/21	UNIT	mm	RH-3631-PXXX-022MXXR01
				X.XX ±0.25	CHECK	DATE	SIZE	A4	TITLE:
				X.XXX ±0.15	APPROVE	DATE	SHEET	1/1	0.40mm BTB, N Type, Male, SMT Type, H=2.26mm
				Angle ± 3'			PROJ.	Customer NO. ---	
				DIM TOL					



<https://www.renhotec.com>

info@renhotec.com