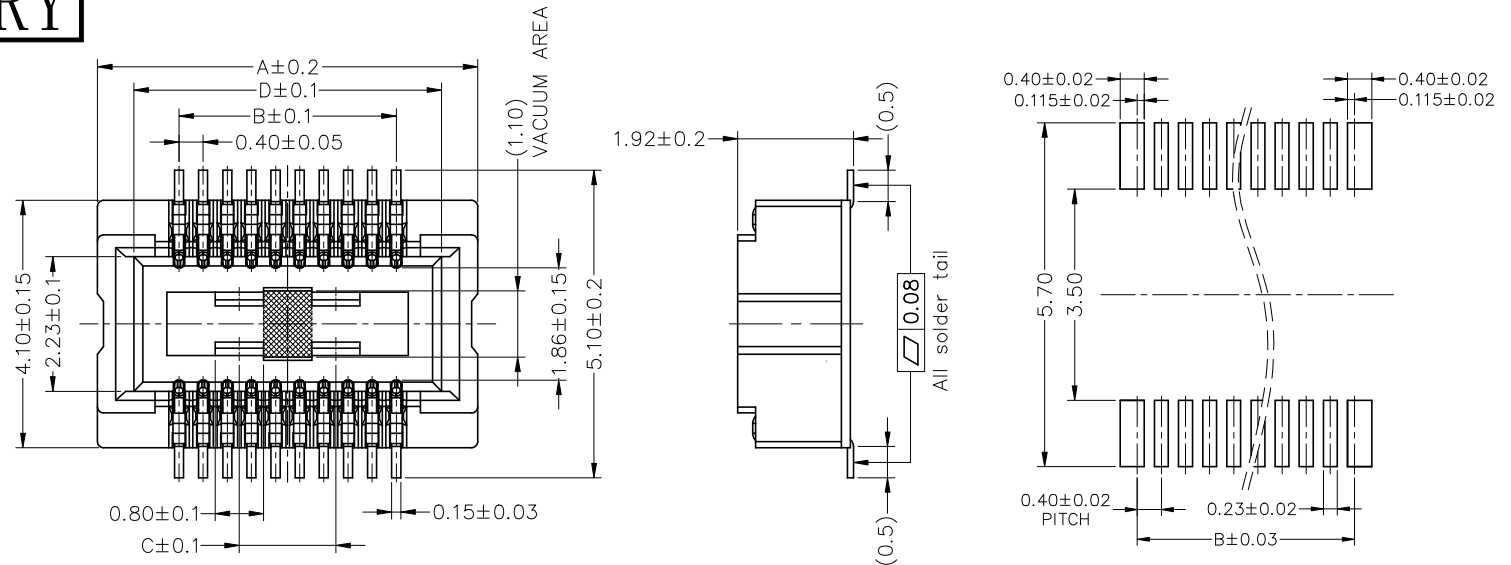


HSF PRELIMINARY

NOTE:
 Rated Current: 0.3A
 Rated Voltage: 30V AC/DC.
 Contact Resistance: 70mΩ Max
 Withstanding Voltage: 150V AC.
 Insulation Resistance: 1000MΩ Min(initial)
 Temperature Range: -55°C ~ +85°C
 IR soldering Peak Temperature: 260±5°C, 5S

Contact Material: Copper Alloy
 Contact Plating:
 xxu" Gold on contact area(See ordering information), 50u" Nickel underplating Overall
 Insulator Material: LCP, G.F, UL94 V-0, BK



Ordering Information

3631- S XXX - 019 M XX R 01

S=Socket

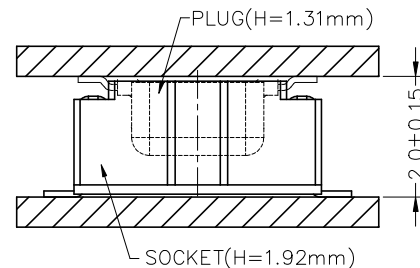
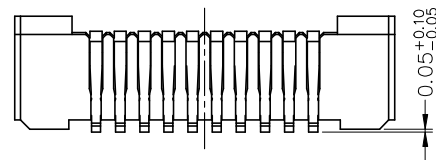
No. of pins
 020=20Pin; 024=24Pin;
 030=30Pin; 040=40Pin;
 050=50Pin; 060=60Pin;
 070=70Pin; 080=80Pin;

Socket High:
 019=1.92mm

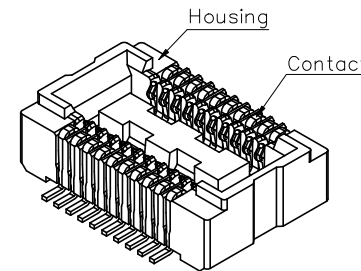
M=SMT

Contact plating:
 G1=3u" GOLD
 G4=15u" GOLD

Packing:
 R=Tape & Reel



MATING VIEW



Recommended P.C.B Layout(Top Side)
 (PCB BOARD TOLERANCE±0.05)

PIN	A	B	C	D
20	6.30	3.60	1.60	5.10
24	7.10	4.40	2.40	5.90
30	8.30	5.60	3.60	7.10
40	10.30	7.60	5.60	9.10
50	12.30	9.60	7.60	11.10
60	14.30	11.60	9.60	13.10
70	16.30	13.60	11.60	15.10
80	18.30	15.60	13.60	17.10

REV	DATE	MODIFICATION DESCRIPTION	CHANGE	OPERATION	DRAW	DATE	SCALE	FIT	PART NO.
0	2022/12/21	NEW		X.X ±0.40	XueLei	2022/12/21	UNIT	mm	RH-3631-SXXX-019MXXR01
				X.XX ±0.25	CHECK	DATE	SIZE	A4	TITLE:
				X.XXX ±0.15	APPROVE	DATE	SHEET	1/1	0.40mm BTB, N Type, Female, SMT Type, H=1.92mm
				Angle ± 3'			PROJ.	Customer NO.	
				DIM TOL					



<https://www.renhotec.com>

info@renhotec.com