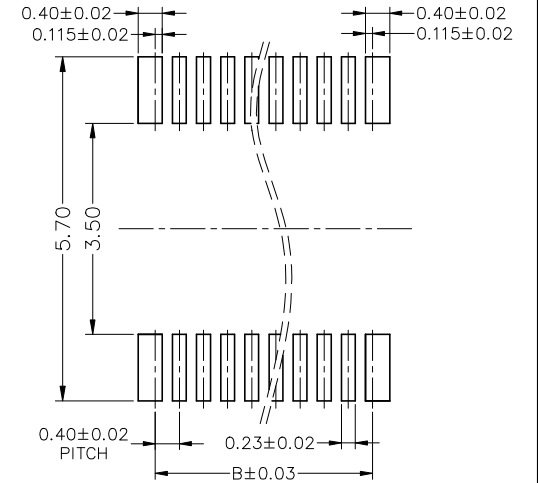
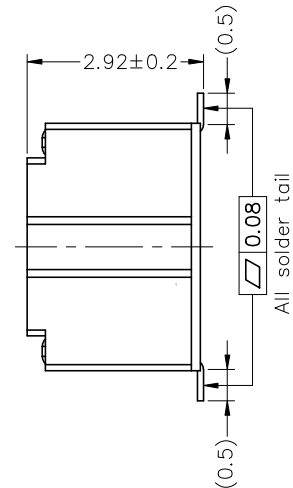
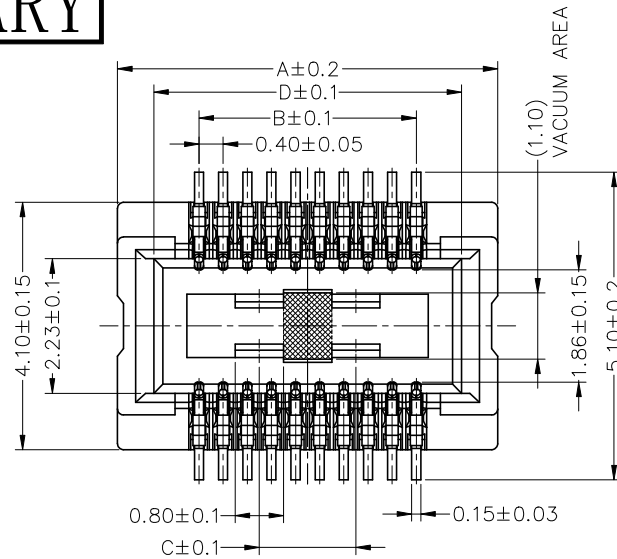


# HSF PRELIMINARY

NOTE:  
 Rated Current: 0.3A  
 Rated Voltage: 30V AC/DC.  
 Contact Resistance: 70mΩ Max  
 Withstanding Voltage: 150V AC.  
 Insulation Resistance: 1000MΩ Min(initial)  
 Temperature Range: -55°C ~ +85°C  
 IR soldering Peak Temperature: 260±5°C, 5S

Contact Material: Copper Alloy  
 Contact Plating:  
 xxu" Gold on contact area(See ordering information), 50u" Nickel underplating Overall  
 Insulator Material: LCP, G.F, UL94 V-0, BK

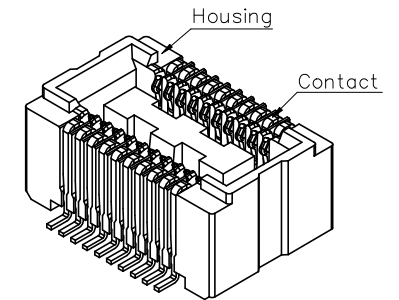
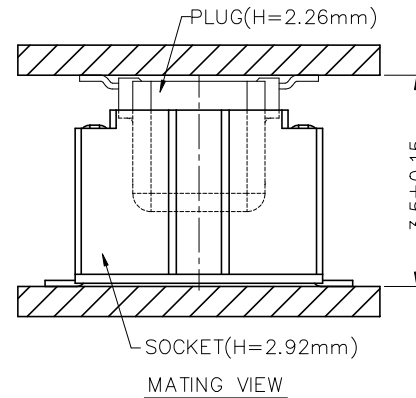
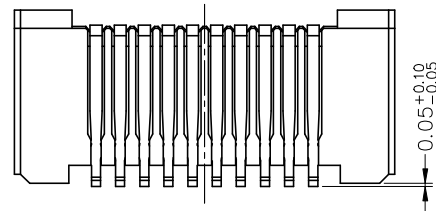


Recommended P.C.B Layout (Top Side)  
 (PCB BOARD TOLERANCE ±0.05)

## Ordering Information

3631- S XXX - 029 M XX R 01

- S=Socket
- No. of pins  
 020=20Pin; 030=30Pin;  
 040=40Pin;
- Socket High:  
 029=2.92mm
- M=SMT
- Contact plating:  
 G1=3u" GOLD  
 G4=15u" GOLD
- Packing:  
 R=Tape & Reel



PIN	A	B	C	D
20	6.30	3.60	1.60	5.10
30	8.30	5.60	3.60	7.10
40	10.30	7.60	5.60	9.10

REV	DATE	MODIFICATION DESCRIPTION	CHANGE	OPERATION		DRAW	DATE	SCALE	FIT	PART NO.
				X.X	±0.40					
				X.XX	±0.25	XueLei	2022/12/21	UNIT	mm	RH-3631-SXXX-029MXXR01
				X.XXX	±0.15		CHECK	DATE	SIZE	A4
0	2022/12/21	NEW		Angle	± 3'	APPROVE	DATE	SHEET	1/1	0.40mm BTB, N Type, Female, SMT Type, H=2.92mm
				DIM	TOL			PROJ.	☞	Customer NO.



<https://www.renhotec.com>

info@renhotec.com